


Picture-Based Instructions

English Words and Gestures


In this section, you will be asked to think about which phrases and words your child “understands” and “understands and says.” This assessment is for children of many ages. Your child may not be able to understand or say a lot of the words on the form. That is perfectly fine!!

Your child “understands” a word/phrase if they know what the word/phrase *means*, even though they may not be able to say it themselves. Here are some examples.



DO check “Understands” if:

Your child responds appropriately to the word/phrase.
For example, when you say, “Get the ball,” your child turns and tries to find the ball.



DON'T check “Understands” if:

Your child doesn't have a meaning for the word/phrase.
Your child may have heard it before, like in a story,
but you don't think your child knows what it *means*.

(continued)




APPENDIX F.1: Picture-Based Instructions: English Words and Gestures *(continued)*

Your child “Understands and Says” a word/phrase if they *know what the word/phrase means AND they are able to say it by themselves*. Here are some examples.




DO check the word if:

Your child says a word/phrase when trying to name an object or describe something that happened. You think your child has a meaning for that word/phrase.




It's fine if your child can't say the whole word or says it their own “special” way. If you use another word in your family (e.g., “Nana” for *Grandma*), that is okay too!

DO check “Understands and Says.”



DON'T check if your child is just stringing sounds together. This is not a real word that means something.

DON'T check “Understands and Says.”



DON'T ask your child to repeat the words on the list. This doesn't count!

DON'T check “understands and says.”

