






Book Title: Are You My Mother?

Author: P.D Eastman

Grade Level: PK-2

Brief Plot Synopsis: A new baby bird wakes up without his mother when she tries to find him food. He searches and searches to find out where she is.



Object to Be Used	What part/page of the story does it apply to?	What are possible learning objectives? Visual skills, auditory skills, motor skills, communication skills, academic skills
Hay 	To represent the bird nest with Mother bird and the egg on page 1. when the baby bird returns home.	<p><u>Motor:</u> Student can reach for/feel the hay, noting its attributes and textures.</p> <p><u>Academic:</u> Student can sequence tactile materials to represent the sequence of events in the story.</p> <p><u>Auditory:</u> Student can listen to the sound the hay makes when crunched.</p>
Tactile down arrow	When the baby bird looks down for his mother. When the baby bird falls.	<p><u>Motor:</u> Student can trace the arrow with his/her fingers/hand. Student can imitate a downward motion.</p> <p><u>Academic:</u> Student can sequence tactile materials to represent the sequence of events in the story.</p> <p><u>Visual:</u> Student can view the arrow on a contrasting background.</p>
Tactile up arrow	When the baby bird looks up for his mother. When the “snort” picks up the baby bird.	<p><u>Motor:</u> Student can trace the arrow with his/her fingers/hand. Student can imitate a downward motion.</p> <p><u>Academic:</u> Student can sequence tactile materials to represent the sequence of events in the story.</p> <p><u>Visual:</u> Student can view the arrow on a contrasting background.</p>
Faux Fur 	When the baby bird meets the kitten When the baby bird meets the dog.	<p><u>Motor:</u> Student can reach for/feel the faux fur, noting it’s attributes.</p> <p><u>Academic:</u> Student can sequence tactile materials to represent the sequence of events in the story.</p>
Feather 	When the baby bird meets a hen.	<p><u>Motor:</u> Student can reach for/feel the feather, noting it’s attributes.</p> <p><u>Academic:</u> Student can sequence tactile materials to represent the sequence of events in the story.</p>
Cow patterned material 	When the baby bird meets the cow.	<p><u>Motor:</u> Student can reach for/feel the cow material.</p> <p><u>Academic:</u> Student can sequence tactile materials to represent the sequence of events in the story.</p>

Disclaimer

This Adapted Literature resource is available through the Sherlock Center Resource Library. The text and graphics are adapted from the original source. These resources are provided for teachers to help students with severe disabilities participate in the general curriculum. Please limit the use and distribution of these materials accordingly.

Paul V. Sherlock Center on Disabilities / RI College
600 Mt. Pleasant Avenue, Providence RI 02908
www.sherlockcenter.org