






**Book Title: Clifford's First Christmas**




Author: Normal Bridwell

Grade Level: PK-2

Brief Plot Synopsis: Emily Elizabeth reminisces on Clifford's first Christmas as a puppy.



Object to Be Used	What part/page of the story does it apply to?	What are possible learning objectives? Visual skills, auditory skills, motor skills, communication skills, academic skills
<p>Red faux fur OR a red felt cut out of Clifford</p> 	<p>To represent Clifford the dog</p>	<p><u>Motor</u>: Student can reach for/feel the fur or Clifford.  <u>Academic</u>: Student can work on color identification when viewing the fur or felt Clifford.  <u>Visual</u>: Student can view the cut out or faux fur on a black background.</p>
<p>Pine needles (they can be shaped into a tree on a piece of paper)</p> 	<p>To represent the Christmas tree</p>	<p><u>Motor</u>: Student can reach for/feel the pine needles, noting their texture.  <u>Academic</u>: Student can place the object for Clifford on the top of the pine needles. Student can use this opportunity to work on the "on top" preposition.  <u>Auditory</u>: Student can crunch loose pine needles in their hand and listen to the sound it makes.  <u>Visual</u>: Student can view the pine needles on a black contrasting background.  <u>Communication</u>: When feeling the pine needles, student can indicate what they represent in the story, (ex. Clifford went on top of the tree).</p>
<p>Wrapping paper</p> 	<p>When Emily Elizabeth and Clifford Wrap gifts.</p>	<p><u>Motor/Auditory/Academic</u>: Student can feel/crunch the wrapping paper, noting its texture and sound. Student can practice wrapping presents for Christmas.  <u>Visual</u>: Student can view brightly colored wrapping paper on a black contrasting background.</p>
<p>Christmas stocking</p> 	<p>When Clifford gets stuck in the stocking</p>	<p><u>Motor/Academic</u>: Student can reach for/feel the stocking, noting it's textures. Student can practice the preposition "in" by placing the Clifford object "in" the stocking.  <u>Visual</u>: Student can view the stocking on a black contrasting background.  <u>Communication</u>: When feeling the stocking, student can indicate what the stocking represents in the story (ex. Clifford fell in).</p>

Object to Be Used	What part/page of the story does it apply to?	What are possible learning objectives? Visual skills, auditory skills, motor skills, communication skills, academic skills
Santa Hat 	When Santa comes down the Chimney to place all his presents	<p><u>Motor/Academic:</u> Student can reach for/feel the hat. Student can place the hat on his/her head and practice the preposition “on”.</p> <p><u>Academic:</u></p> <p><u>Visual:</u> Student can view the hat on a black contrasting background.</p> <p><u>Communication:</u> Student can indicate what the Santa hat represents in the story (ex. Santa) or practice saying the prepositions “on” and “off” while placing the hat on and off.</p>
Toy car or train 	When Clifford plays with all of Emily Elizabeth’s toys	<p><u>Motor:</u> Student can reach for/feel the car or train. Student can functionally play with the car or train.</p> <p><u>Academic:</u> Student can practice placing the Clifford object in different positions around the car or train (ex. In, on, behind, in front, etc.).</p> <p><u>Auditory:</u> If using a toy car or train that makes sounds, student can listen to the appropriate sounds and indicate what he/she is hearing.</p> <p><u>Communication:</u> Student can practice relative words such as “beep beep” or “choo choo” when playing with the objects.</p>
Switch with a picture of the “the end” book. 	When the book is finished.	<p><u>Motor:</u> Student can activate the switch to signify the end of the story.</p> <p><u>Auditory:</u> Student can listen to the recording of “The End” on the switch.</p> <p><u>Communication:</u> After activating the switch, student can communicate “the end” or “all done” in any mode of communication that is appropriate for them.</p>

## **Disclaimer**

This Adapted Literature resource is available through the Sherlock Center Resource Library. The text and graphics are adapted from the original source. These resources are provided for teachers to help students with severe disabilities participate in the general curriculum. Please limit the use and distribution of these materials accordingly.

**Paul V. Sherlock Center on Disabilities / RI College**  
600 Mt. Pleasant Avenue, Providence RI 02908  
[www.sherlockcenter.org](http://www.sherlockcenter.org)