








Book Title: A Hat for Minerva Louise

Author: Janet Morgan Stoeke

Grade Level: PK-2

Brief Plot Synopsis: Unlike the other chickens, Minerva Louise likes to play in the snow, but it's too cold! She searches for a way to stay warm.



Object to Be Used	What part/page of the story does it apply to?	What are possible learning objectives? Visual skills, auditory skills, motor skills, communication skills, academic skills
<p>A frozen water bottle</p> 	<p>-When all the chickens are cold because it's snowing</p>	<p><u>Motor</u>: Student can reach for, feel, or shake the bottle and feel it's temperature. <u>Academic</u>: Student can identify if the ice is cold or hot. <u>Auditory</u>: Student can listen to the sound the ice makes when it gets shaken.</p>
<p>Gloves</p> 	<p>-When Minerva Louise puts the gloves on her feet</p>	<p><u>Motor</u>: Student can reach for/feel the gloves. Student can put on the gloves. <u>Academic</u>: Student can try to put the gloves on where Minerva Louise did and see if they keep them warm. <u>Visual</u>: Student can view the gloves on a black contrasted background.</p>
<p>A garden pot</p> 	<p>-When Minerva Louise uses the pot as a hat</p>	<p><u>Motor</u>: Student can reach for/feel the pot. Student can put the pot on their head like Minerva Louise did. <u>Academic/Communication</u>: Student can indicate of the pot will keep Minerva warm. <u>Auditory</u>: Student can tap or bang the pot and listen to the noises it makes.</p>
<p>Shoe</p>   <p>Project CORE 'on' symbol</p>	<p>-When Minerva Louise puts the shoe on her head</p>	<p><u>Motor/Academic/Communication</u>: Student can reach for/feel the shoe. Student can put the shoe on the appropriate body part, or, where Minerva Louise put it. Student can determine if it will keep them warm.</p> <p><u>Project Core Symbol</u> for "on" can be used during this part of the book</p> <p><u>Auditory</u>: Student can bang shoe once on foot or with hand.</p>
<p>Mittens</p> 	<p>-When Minerva Louise finds mittens in the snow</p>	<p><u>Motor</u>: Student can reach for/feel the mittens. <u>Academic/Communication</u>: Student can put the mittens on the appropriate body part, or, where Minerva Louise put them. Student can indicate if mittens will keep them warm.</p>

Disclaimer

This Adapted Literature resource is available through the Sherlock Center Resource Library. The text and graphics are adapted from the original source. These resources are provided for teachers to help students with severe disabilities participate in the general curriculum. Please limit the use and distribution of these materials accordingly.

Paul V. Sherlock Center on Disabilities / RI College
600 Mt. Pleasant Avenue, Providence RI 02908
www.sherlockcenter.org