






My First Shapes



Directions: Print out two sets of this book on white paper. Cut out the shapes and glue one set onto black cardstock or black construction paper. Save the other set. Laminate the card stock and other set of shapes. Attach opposite sides of Velcro to the shapes and use as a matching activity.





Circle Square

Triangle Star

Oval Rectangle

Diamond Heart

Pentagon Hexagon

Octagon

This Adapted Literature resource is available through the Sherlock Center Resource Library.

The text and graphics are adapted from the original source. These resources are provided for teachers to help students with severe disabilities participate in the general curriculum. Please limit the use and distribution of these materials accordingly.

Paul V. Sherlock Center on Disabilities @ Rhode Island College

600 Mt. Pleasant Avenue, Providence RI 02908

401 456-8072 Ph.

711 TTY

401 456-8150 FAX

www.sherlockcenter.org